

**UNITED STATES  
SECURITIES AND EXCHANGE COMMISSION  
WASHINGTON, D.C. 20549**

**FORM 8-K**

**CURRENT REPORT**

PURSUANT TO SECTION 13 OR 15(d) OF THE SECURITIES EXCHANGE ACT OF 1934

January 11, 2011  
(Date of earliest event reported)

**LABORATORY CORPORATION OF  
AMERICA HOLDINGS**

(Exact Name of Registrant as Specified in its Charter)

**Delaware**

(State or other jurisdiction of Incorporation)

**1-11353**

(Commission File Number)

**13-3757370**

(I.R.S. Employer Identification No.)

**358 South Main Street,  
Burlington, North Carolina**

(Address of principal executive offices)

**27215**

(Zip Code)

**336-229-1127**

(Registrant's telephone number including area code)

Check the appropriate box below if the Form 8-K filing is intended to simultaneously satisfy the filing obligation of the registrant under any of the following provisions:

- Written communication pursuant to Rule 425 under the Securities Act (17 CFR 230.425)
- Soliciting material pursuant to Rule 14a-12 under the Exchange Act (17 CFR 240.14a-12)
- Pre-commencement communications pursuant to Rule 14d-2(b) under the Exchange Act (17 CFR 240.14d-2(b))
- Pre-commencement communications pursuant to Rule 13e-4(c) under the Exchange Act (17 CFR 240.13e-4(c))

Item 7.01 Regulation FD Disclosure

Summary information of the Company in connection with the presentation at the 29th Annual J.P. Morgan Healthcare Conference in San Francisco, CA on January 12, 2011.

**SIGNATURES**

Pursuant to the requirements of the Securities Exchange Act of 1934, the registrant has duly caused this report to be signed on its behalf by the undersigned hereunto duly authorized.

LABORATORY CORPORATION OF AMERICA HOLDINGS

Registrant

By: /s/ F. SAMUEL EBERTS III

F. Samuel Eberts III  
Chief Legal Officer and Secretary

January 11, 2011

---

# 29<sup>th</sup> Annual J.P. Morgan Healthcare Conference

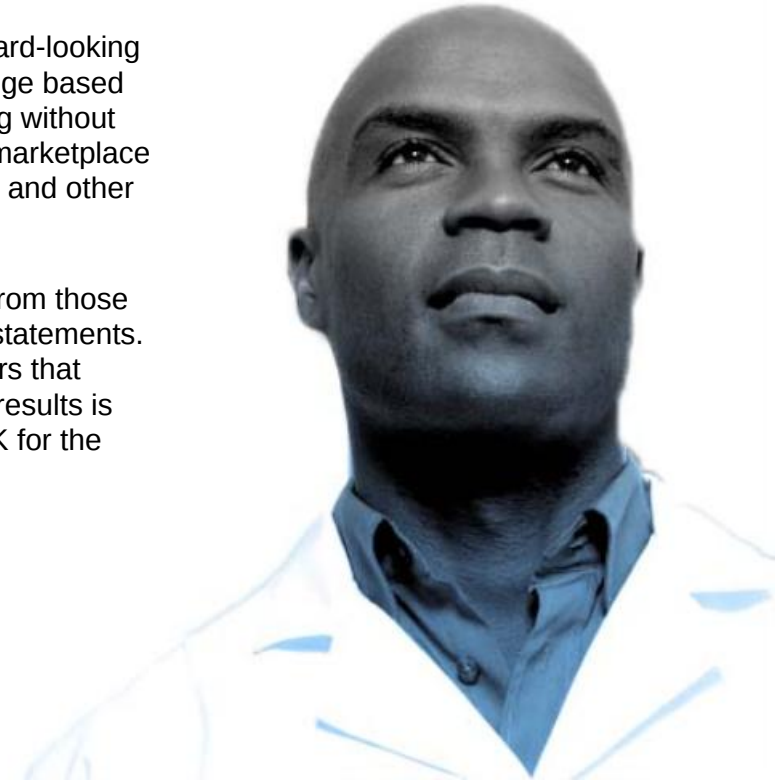
January 12, 2011  
San Francisco, CA



## Forward Looking Statement


This slide presentation contains forward-looking statements which are subject to change based on various important factors, including without limitation, competitive actions in the marketplace and adverse actions of governmental and other third-party payors.

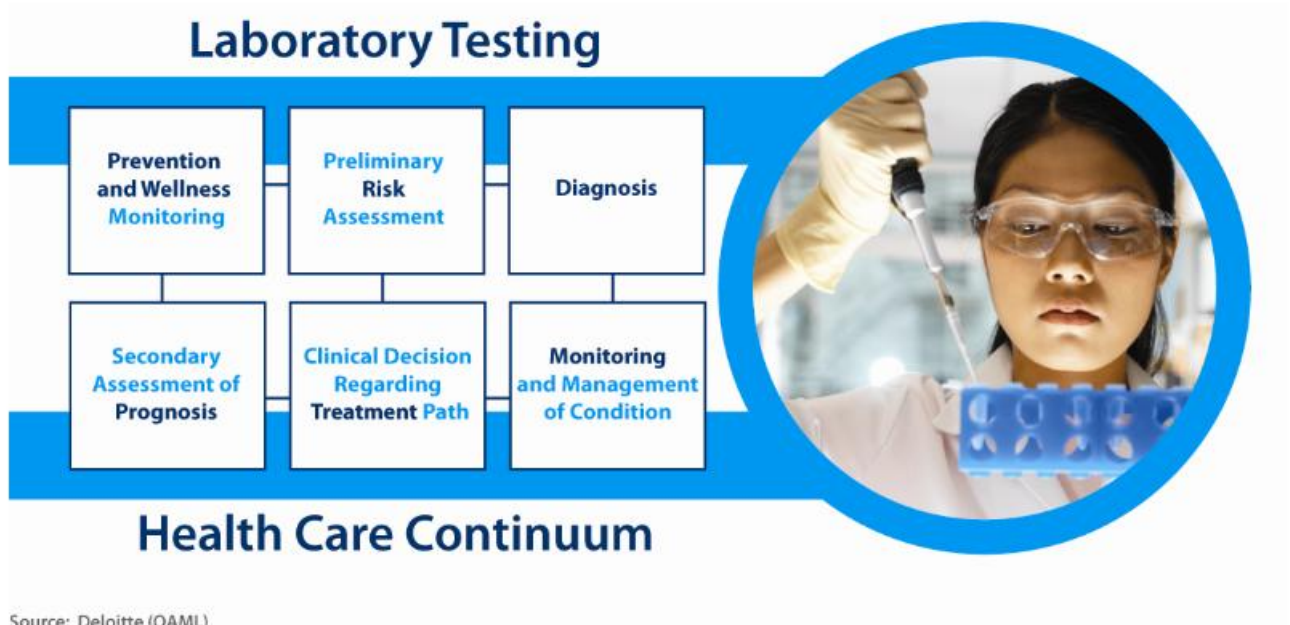
Actual results could differ materially from those suggested by these forward-looking statements. Further information on potential factors that could affect the Company's financial results is included in the Company's Form 10-K for the year ended December 31, 2009, and subsequent SEC filings.



## Leading National Lab Provider

- Fastest growing national lab
- \$55 billion market
- Clinical, Anatomic and Genomic Testing
- Serving clients in all 50 states and Canada
- Foremost clinical trials testing business

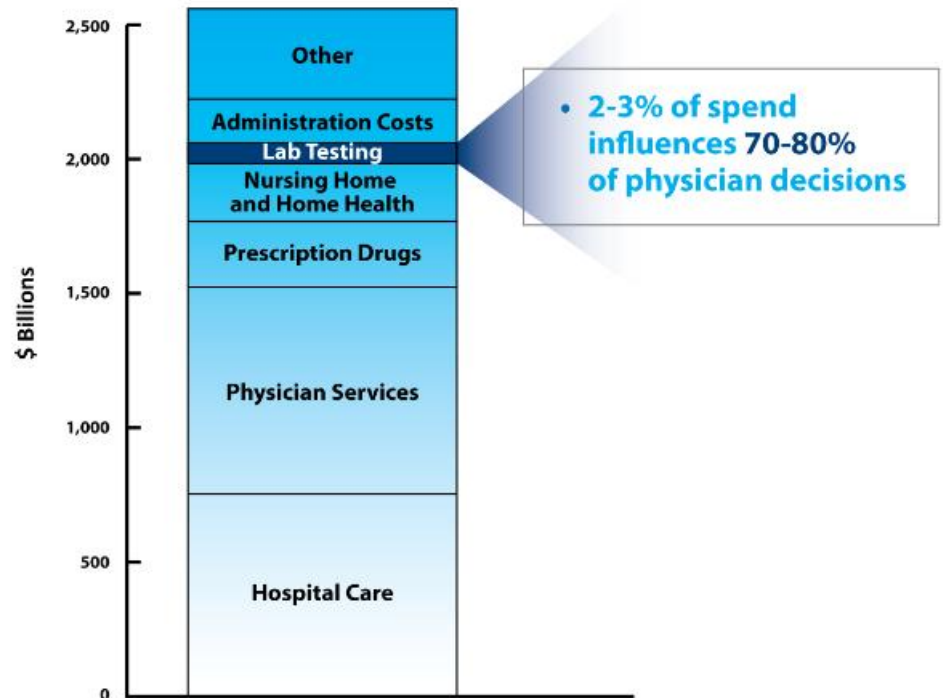




## Valuable Service

- Small component of total cost influences large percentage of clinical decisions
- Screening, early detection, and monitoring reduce downstream costs
- Companion diagnostics improve drug efficacy and reduce adverse drug effects

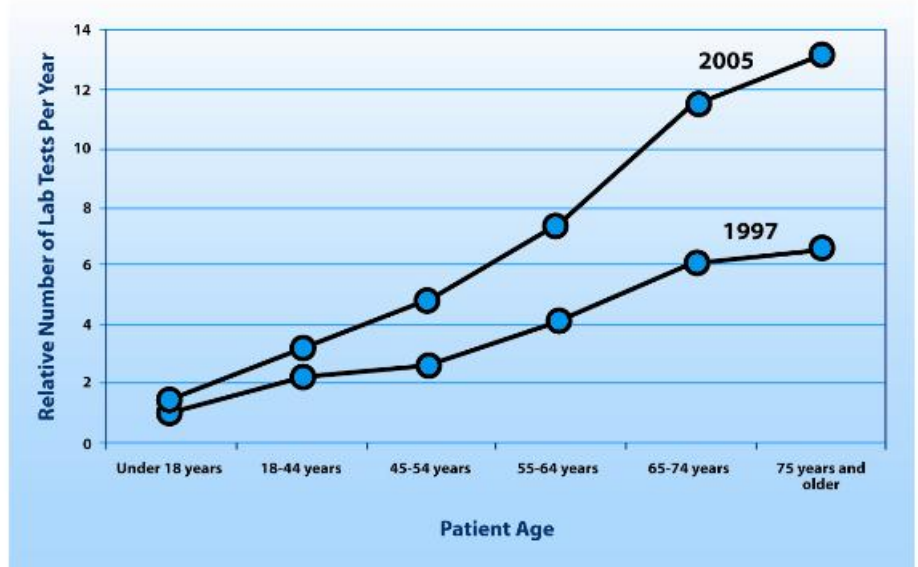
## 2010 Projected US Health Care Spend \$2.6 Trillion



Source: Centers for Medicare and Medicaid Services, Office of the Actuary, National Health Statistics Group; and U.S. Department of Commerce, Bureau of Economic Analysis and U.S. Bureau of the Census, and company estimates.

## Growth Drivers

- Aging population
- Industry consolidation
- Advances in genomics
- Pharmacogenomics / companion diagnostics



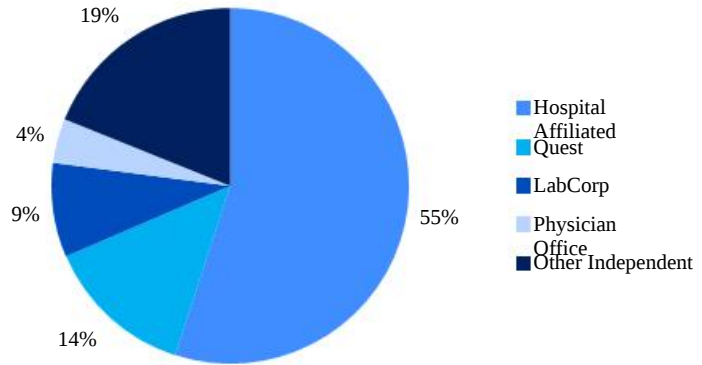
Source: CDC National Ambulatory Medical Care Survey and Company Estimates



## Opportunity to Take Share

- Approximately 5,000 independent labs
- Less efficient, higher cost competitors

**\$55 Billion US Lab Market**



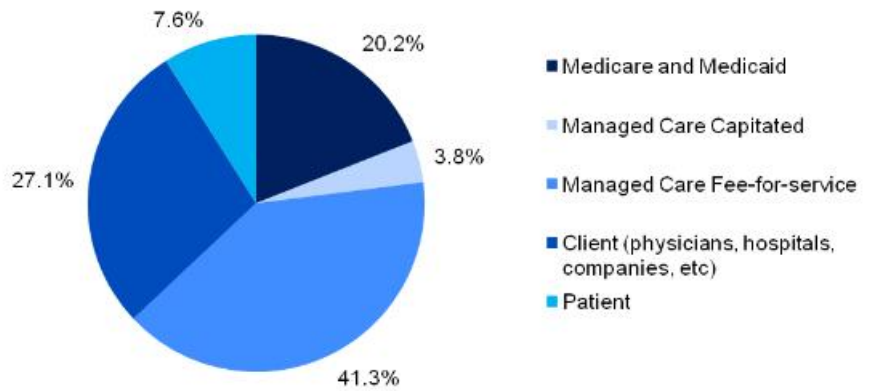
Source: Washington G-2 Reports and company estimates

## Diversified Payor

- No customer > 9% of revenue
- Limited government exposure

Mix

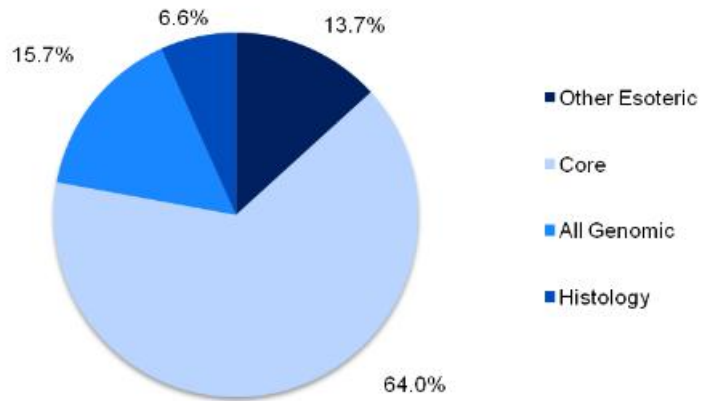
**LabCorp U.S. Payor Mix**  
% of revenue, 2009



## Diversified Test Mix

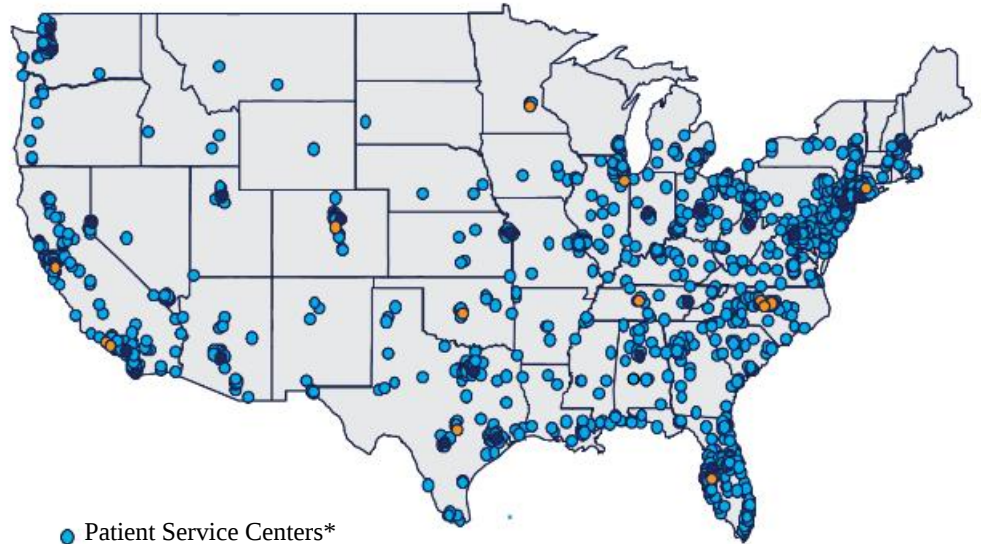
With Genzyme Genetics acquisition, esoteric testing comprises 40% of revenue

**LabCorp U.S. Test Mix**  
% of revenue, 2009



## Scale and Scope

- National infrastructure
- Broad test offering
- Managed care contracts
- Economies of scale



- Patient Service Centers\*
- Primary LabCorp Testing Locations\*
- Esoteric Lab Locations  
(CET, CMBP, Dianon, Esoterix, Monogram Biosciences, NGI, OTS, US Labs, Viromed)

## Managed Care Relationships

- Exclusive national laboratory for UnitedHealthcare
- Sole national strategic partner for WellPoint
- Significant national plans recently renewed or extended on a multi-year basis, including WellPoint, Cigna and Humana
- Contracted with numerous local and regional anchor plans



## Scientific Leadership

- Introduction of new tests
- Acquisitions and licensing
- Collaborations with leading companies and academic institutions

Partner	Clinical Area
ARCA biopharma	Companion Diagnostics (Cardiovascular Disease)
BG Medicine	Cardiovascular Disease
Celera Diagnostics	Breast Cancer
Duke University	Joint Venture in biomarker development
Duke University	Lung Cancer
Exact Sciences	Colon Cancer
Intema Ltd.	Prenatal Testing
Johns Hopkins	Melanoma
MDxHealth	Companion Diagnostics (Oncology)
Medco Health Solutions	Companion Diagnostics (Research)
Merck	Companion Diagnostics (Infectious Disease)
On-Q-ity	Circulating tumor cells
University of Minnesota	Lupus
Veridex	Prostate Cancer
Yale University	Ovarian Cancer (exclusive)

## Most Efficient and Lowest Cost Provider

- Standardized lab and billing IT systems
- Automation of pre-analytics
- Supply chain optimization
- Sysmex fully automated hematology operations
- Gross margin improvement
- Bad debt reduction of 50bp in the first half of 2010



## Our Results


- Profitable revenue growth
  - Empire contract
  - Esoteric growth
  - Acquisitions
- Improved IT and client connectivity
  - LabCorp Beacon
  - Enhanced experience for physicians and patients
- Continued scientific leadership
  - Clearstone collaboration
  - IL-28B
  - New Monogram assays
- Maintained price
  - Managed care stability
  - Strong YTD 2010 results





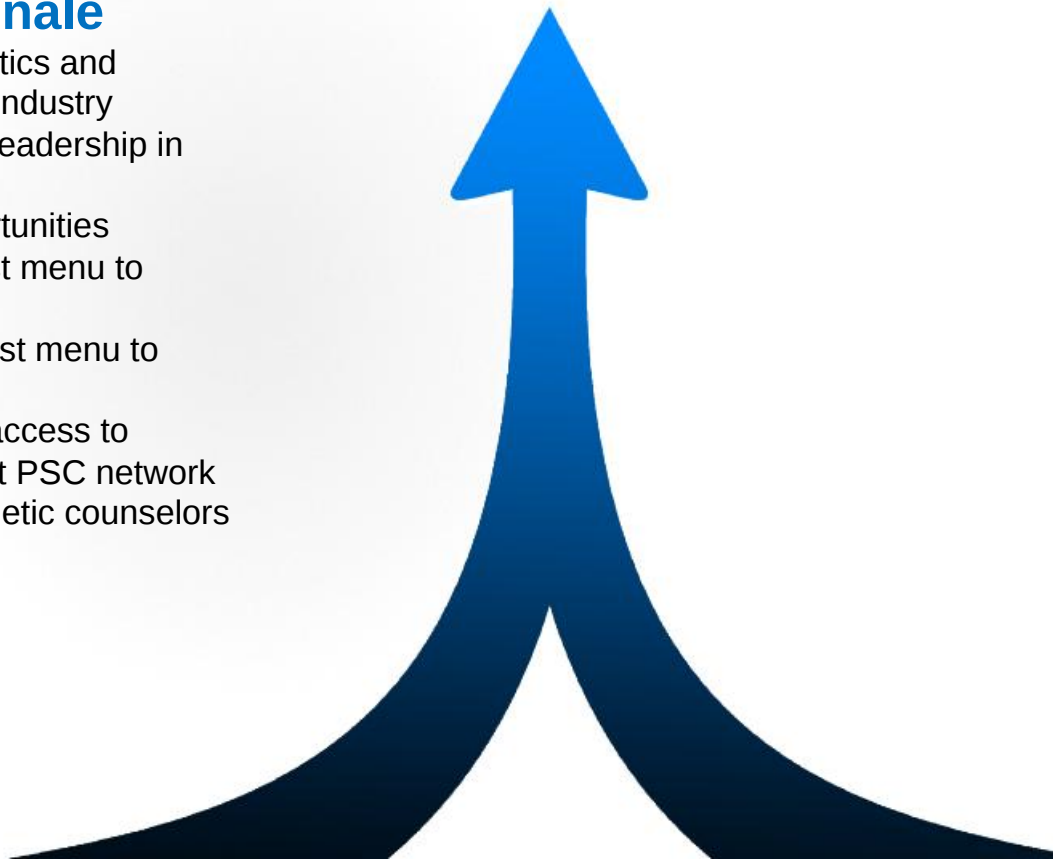
## Our Focus

- Operating objectives
  - Genzyme integration
  - LabCorp Beacon rollout
  - Continue scientific leadership
- Financial objectives
  - Profitable revenue growth
  - Maintain price
  - Control costs



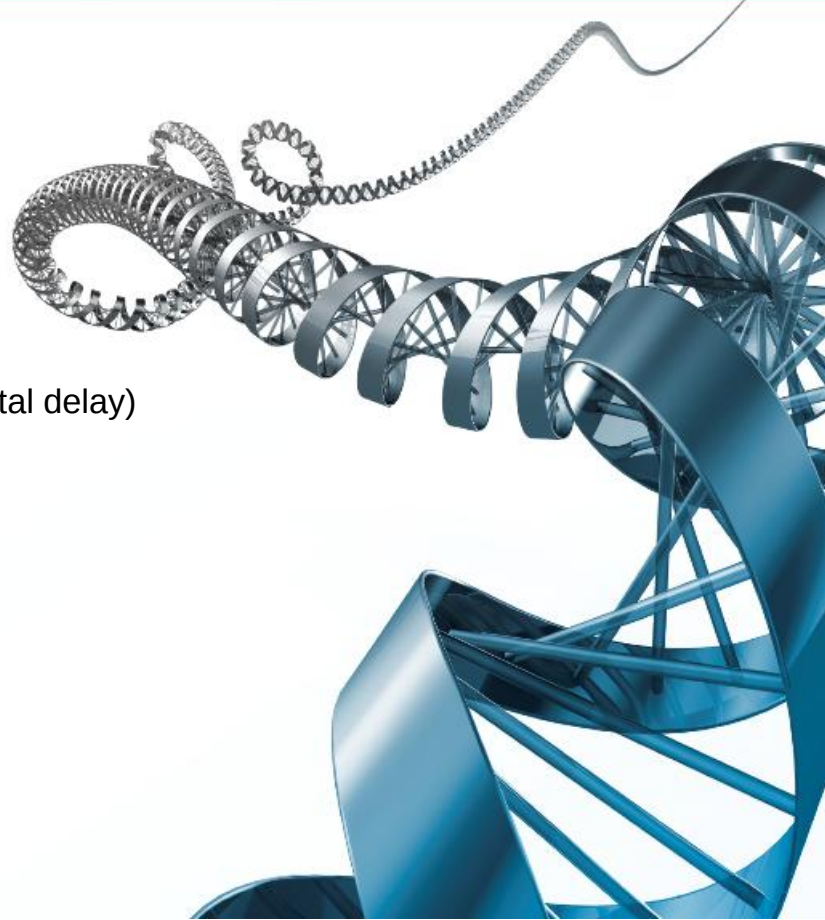
## Acquisition Rationale

- Creates the premier genetics and oncology business in the industry
- Builds on our strategy of leadership in personalized medicine
- Generates revenue opportunities
  - Selling LabCorp's test menu to Genzyme accounts
  - Selling Genzyme's test menu to LabCorp accounts
  - Genzyme customer access to LabCorp's convenient PSC network
  - Expanded use of genetic counselors
- Creates cost synergies
  - Logistics
  - Specimen collection
  - G&A
  - Facility overlap



## Increasing Importance of Genetics

- Preconception
- Pre - and post - natal
- Identification of disease carriers
- Identification of disease predisposition
- Diagnosis of genetically caused or influenced conditions (e.g., developmental delay)
- Disease prognosis and treatment (especially cancer)



## Increasing Importance of Oncology

- More sophisticated methods of cancer testing complement traditional biopsies
- Value of diagnostics for disease prognosis, and monitoring of progression and recurrence
- Critical role of testing in therapy selection



## Intuitive Order Entry

### •Streamlined Ordering

Provider, Diagnosis, Test and Collection information are all displayed in a single screen

### •Requisition and Account Logic

Automatically generates requisitions with appropriate account numbers

### •Key Time-saving Features

- Send to PSC
- Standing orders
- Electronic add-on testing
- User-defined pick lists

The screenshot displays the LabCorp Beacon 'Orders / New Order' interface. At the top, there are navigation tabs for Home, Results, Orders, Patients, and Trends. The main content area is divided into several sections:

- Patient Information:** Shows patient details such as gender (Male), date of birth (02/14/1952), age (64 yrs), MRN (00000000), phone (000-000-0000), and insurance (Medicare).
- Patient Visit Information:** Includes provider location (Medical Center West), patient classification type (Outpatient), and provider name (Dr. AnyProvider).
- Diagnosis Codes:** A table listing ICD-9-CM codes and their descriptions:
 

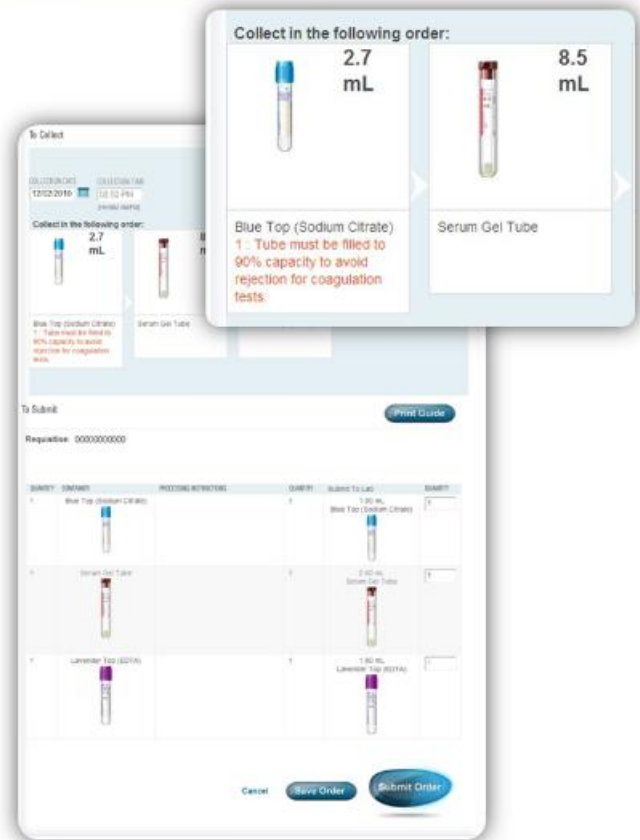
ICD-9-CM CODE	DIAGNOSIS DESCRIPTION
132.40	Enterococcus granulosa infection unspecified
138.30	Herpes infection unspecified
300.00	Chronic rheumatic pericarditis
- Tests and Panels:** A table listing test codes, names, specimen types, and associated panels:
 

TEST CODE	TEST NAME	SPECIMEN TYPE	Q1 0001	Q10001
005809	Complete Blood Count (CBC) with Differential (Details)	Whole Blood	85205	CBC
Instructions: Maintain specimen at room temperature up to 24 hours. Refrigerate up to 48 hours.				
322750	Basic Metabolic Panel (B) (Details)	Serum (preferred) or plasma	80043	BMP - Basic Metabolic Panel
230010	Lipid Panel with LDL, HDL, Ratio (Details)	Serum (preferred) or plasma	80001	

At the bottom of the screen, there are buttons for 'Cancel', 'Save Order', and 'Collect & Send'.

## AccuDraw Integration

- Reduce Errors
  - Reduce Training Time
  - Proven Results
- Success in LabCorp Patient Service Centers will be extended to customers



## Unified Results

- **Centralizes Lab Connectivity**

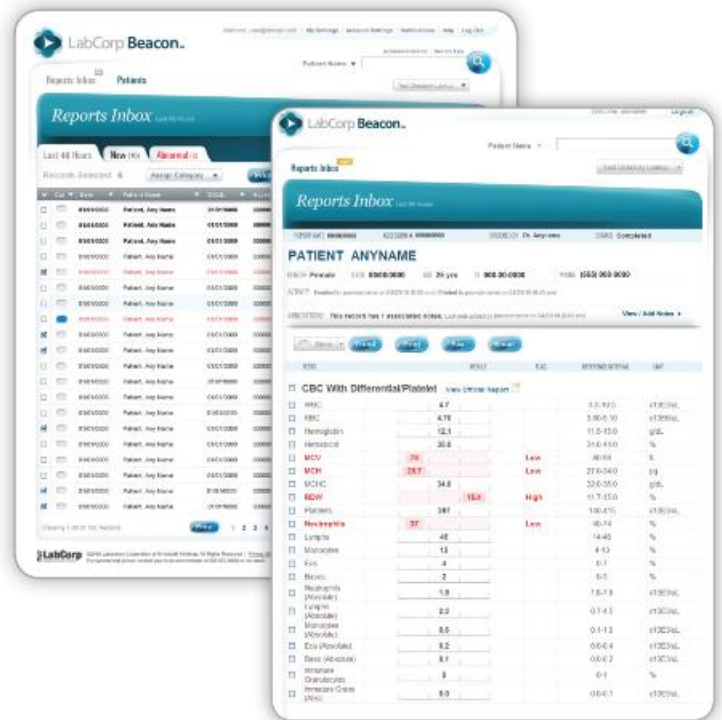
View lab reports from DIANON Systems, Esoterix, LabCorp, Litholink, USLabs, and CMBP

- **Share Results**

Email, fax, print and annotations make it easy to share critical information

- **Visual Cues**

Supports physician decision making, enhances the timeliness of patient care and facilitates follow-up with abnormal results in red and unread reports in bold



## Results on the Go

- **Clear, Concise Reports**

Physicians and staff can quickly access results via iPhone® or iPad™ including alerts for abnormal or critical lab results

- **Connect to Patients**

Access patient demographics directly from the results for phone or email follow up





## Trends & Analytics

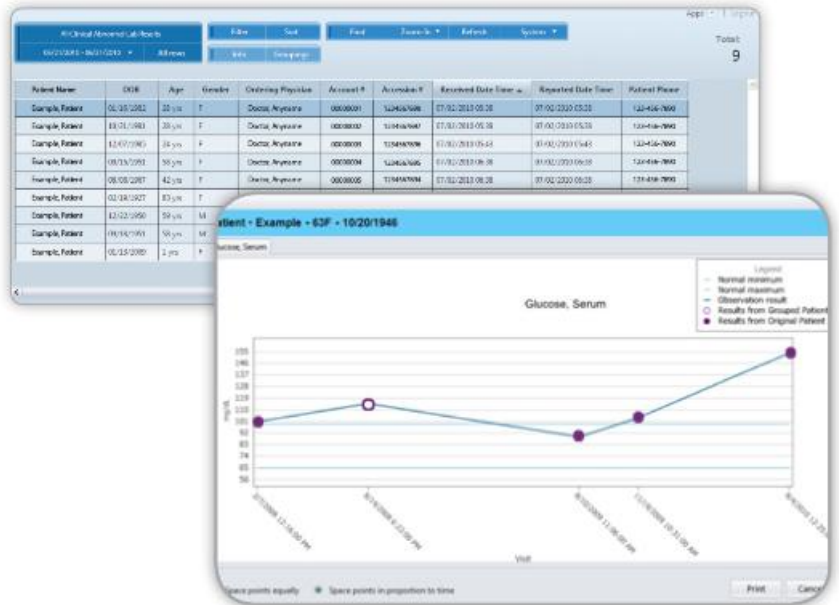
### •One-Click Trending

Physicians and staff can quickly view a single test or analyte for one patient and the trended history for that patient

### •Sort and Filter Results

Providers can filter their entire patient population on demographics and test results to identify trends and patients at risk

### •View Lab History



## Continue Scientific Leadership

- Recent offerings in companion diagnostics and personalized medicine
  - IL-28B
  - K-RAS
  - HLA-B\* 5701
  - BRAF Gene Mutation Detection
  - EGFR Mutation Analysis
  - CYP 450 2C19
  - Trofile® (CCR5 Tropism)
  - PhenoSense®, PhenoSense GT®
  - HERmark®
- Outcome Improvement Programs
  - CKD program
  - Litholink kidney stone program
- Clearstone collaboration
  - Global clinical trials capability
  - Presence in China

24

**“K-RAS testing should be routinely conducted in all colorectal cancer patients immediately after diagnosis to ensure the best treatment strategies for the individual Patient”**

- Dr. Eric Van Cutsem, presenter at the June 2008 American Society of Clinical Oncology meeting

### **FDA recommends genetic screening prior to treatment with Abacavir**

ROCKVILLE, Md -- July 24, 2008 -- The US Food and Drug Administration (FDA) has issued an alert regarding serious, and sometimes fatal, hypersensitivity reactions (HSRs) caused by abacavir (Ziagen) therapy in patients with a particular human leukocyte antigen (HLA) allele, HLA-B\* 5701.

Genetic tests for HLA-B\*5701 are already available, and all patients should be screened for the HLA-B\*5701 allele before starting or restarting treatment with abacavir or abacavir-containing medications.

**“FDA has approved the expanded use of Selzentry... to include adult patients with CCR5-tropic HIV-1 virus who are starting treatment for the first time.”**

- ViiV Healthcare Press Release, November 20th, 2009

## Revenue and EPS Growth

- 5-year revenue CAGR of 9%
- 5-year EPS CAGR of 15%

### Revenue and EPS Growth: 2004 - 2009 (1)

(2)



(1) Excluding the \$0.09 per diluted share impact in 2005 of restructuring and other special charges, and a non-recurring investment loss; excluding the \$0.06 per diluted share impact in 2006 of restructuring and other special charges; excluding the \$0.25 per diluted share impact in 2007 of restructuring and other special charges; excluding the \$0.44 per diluted share impact in 2008 of restructuring and other special charges; excluding the (\$0.09) per diluted share impact in 2009 of restructuring and other special charges.

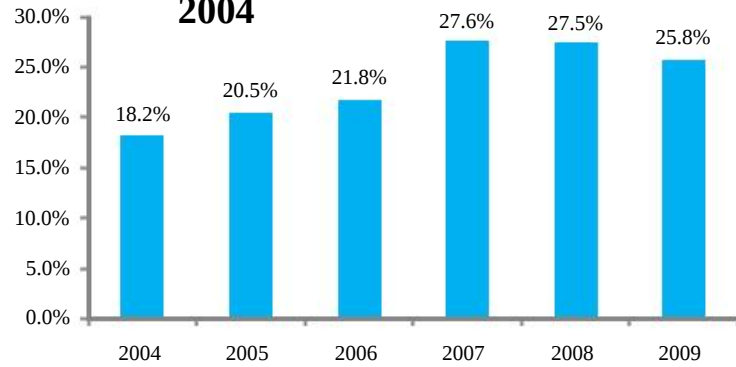
(2) EPS, as presented, represents adjusted, non-GAAP financial measures. Diluted EPS reported in the Company's Annual Report were: \$2.45 in 2004; \$2.71 in 2005; \$3.24 in 2006; \$3.93 in 2007; \$4.16 in 2008; and \$4.98 in 2009.

## Leading

- Leading returns
- Leading EBIT margin

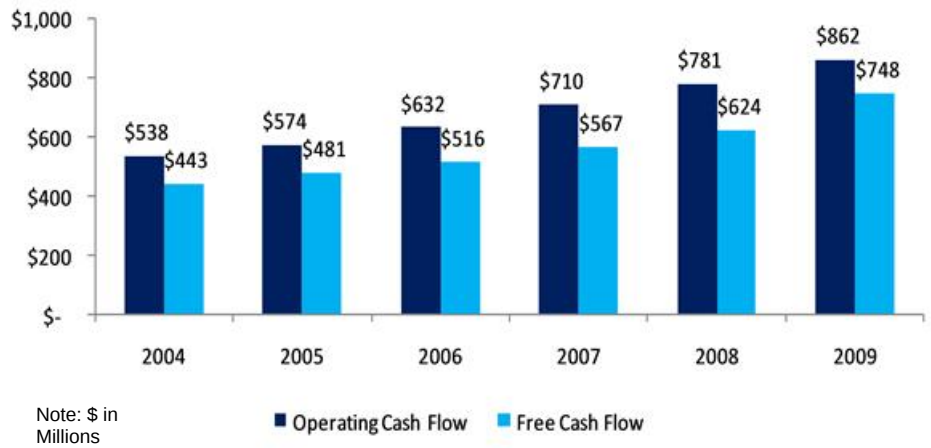
## Returns

**LabCorp ROE - 2009**  
**2004**



## Cash Flow

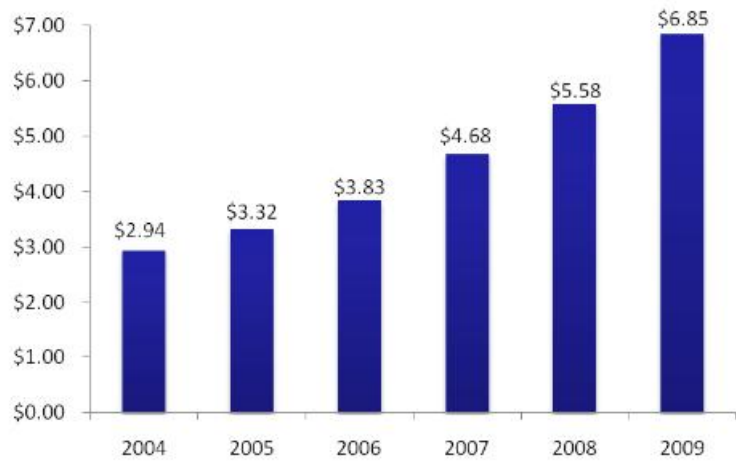
- 5-year FCF CAGR of 11.9%
- 15 strategic acquisitions
- \$2.0 B+ share repurchase over last three years



Note: Free Cash Flow is a non-GAAP metric

## Free Cash Flow Per Share

- 5-year FCF Per Share CAGR of 18%
- FCF Yield ranged from approximately 8% to 10% in 2010



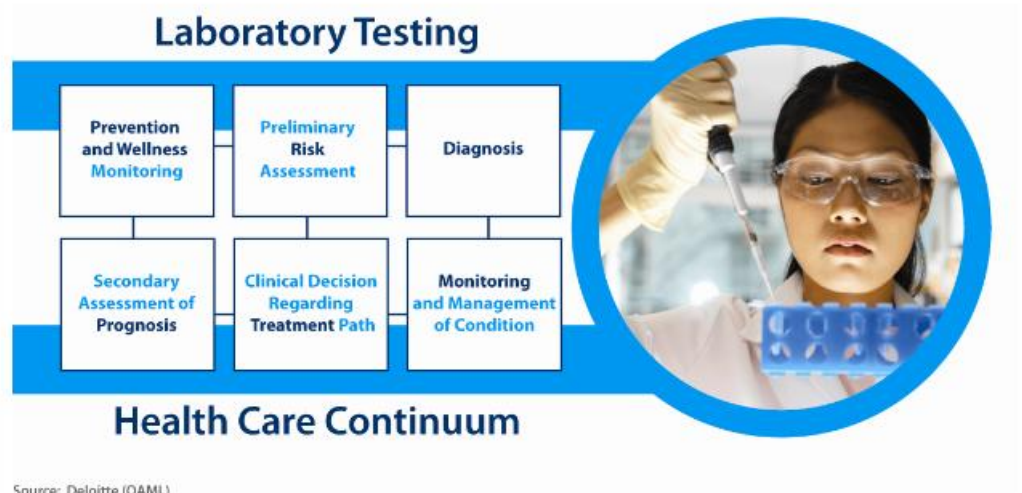
Note: Free Cash Flow Per Share and Free Cash Flow Yield are non-GAAP metrics  
FCF Yield range noted above was calculated using trailing twelve month Free Cash Flow, weighted average diluted share counts and closing stock prices during 2010

	Three Months Ended Sep 30,			Nine Months Ended Sep 30,		
	2010	2009	+/(-)	2010	2009	+/(-)
Revenue <sup>(1)</sup>	\$1,276.5	\$1,185.1	7.7%	\$3,708.5	\$3,529.7	5.1%
Adjusted Operating Income	\$250.1	\$237.6	5.3%	\$764.2	\$733.0	4.3%
Adjusted Operating Income Margin	19.6%	20.0%	-40 bp	20.6%	20.8%	-20 bp
Adjusted EPS <sup>(1)</sup>	\$1.47	\$1.22	20.5%	\$2.76	\$2.51	10.0%
Operating Cash Flow	\$176.2	\$246.4	-28.5%	\$624.4	\$637.7	-2.1%
Less: Capital Expenditures	(\$34.3)	(\$22.7)	51.1%	(\$93.3)	(\$77.1)	21.0%
Free Cash Flow	\$141.9	\$223.7	-36.6%	\$531.1	\$560.6	-5.3%

(1) During the first quarter of 2010 inclement weather reduced revenue by an estimated \$23 million and EPS by approximately eight cents

## Key Points

- Critical position in health care delivery system
- Attractive market
- Strong competitive position - well positioned to gain share
- Leadership in personalized medicine
- Excellent cash flow
- Strong balance sheet





## Reconciliation of non-GAAP Financial Measures

(In millions, except per share data)

	Three Months Ended Sep 30,		Nine Months Ended Sep 30,	
	2010	2009	2010	2009
<u>Adjusted Operating Income</u>				
Operating income	\$235.3	\$234.9	\$740.0	\$720.1
Restructuring and other special charges <sup>(1) (2)</sup>	\$14.8	\$2.7	\$24.2	\$12.9
Adjusted operating income	<u>\$250.1</u>	<u>\$237.6</u>	<u>\$764.2</u>	<u>\$733.0</u>
<u>Adjusted EPS</u>				
Diluted earnings per common share	\$1.34	\$1.21	\$4.05	\$3.67
Impact of restructuring and other special charges <sup>(1) (2)</sup>	\$0.13	\$0.01	\$0.18	\$0.07
Adjusted EPS	<u>\$1.47</u>	<u>\$1.22</u>	<u>\$4.23</u>	<u>\$3.74</u>

1) During the third quarter of 2010, the Company recorded restructuring and other special charges of \$21.8 million, consisting of \$10.9 million in professional fees and expenses associated with recent acquisitions; \$7.0 million in bridge financing fees associated with the signing of an asset purchase agreement for Genzyme Genetics; and \$3.9 million in severance related liabilities associated with workforce reduction initiatives. The after tax impact of these charges decreased net earnings for the three months ended September 30, 2010, by \$13.4 million and diluted earnings per share by \$0.13 (\$13.4 million divided by 104.1 million shares).

During the first quarter of 2010, the Company recorded net charges of \$9.3 million relating to severance payments and the closing of redundant and underutilized facilities as well as the write-off of development costs incurred on systems abandoned during the quarter.

The after tax impact of these combined charges decreased net earnings for the nine months ended September 30, 2010, by \$19.1 million and diluted earnings per share by \$0.18 (\$19.1 million divided by 105.4 million shares).

2) During the third quarter of 2009, the Company recorded a charge of approximately \$2.7 million representing fees and expenses associated with its acquisition of Monogram Biosciences. The after tax impact of this charge reduced net earnings for the three months ended September 30, 2009, by \$1.6 million and diluted earnings per share by \$0.01 (\$1.6 million divided by 108.8 million shares).

During the second quarter of 2009, the Company recorded net charges of approximately \$10.2 million (\$6.1 million after tax) related to actions directed at reducing the Company's redundant and underutilized facilities along with the related work force.

The after tax impact of these combined charges reduced net earnings for the nine months ended September 30, 2009, by \$7.7 million and diluted earnings per share by \$0.07 for the nine months ended September 30, 2009 (\$7.7 million divided by 109.1).

Laboratory Corporation of America  
Other Financial Information  
FY 2009 and Q1 - Q3 2010  
(\$ in millions)

	<u>Q1 09</u>	<u>Q2 09</u>	<u>Q3 09</u>	<u>Q4 09</u>	<u>Q1 10</u>	<u>Q2 10</u>	<u>Q3 10</u>
Bad debt as a percentage of sales	5.30%	5.30%	5.30%	5.30%	5.05%	4.80%	4.80%
Days sales outstanding	52	50	48	44	46	45	44
A/R coverage (Allow. for Doubtful Accts. / A/R)	19.5%	20.6%	21.9%	23.2%	21.7%	20.7%	20.4%



©2010 LabCorp. All rights reserved. 8026-0210